

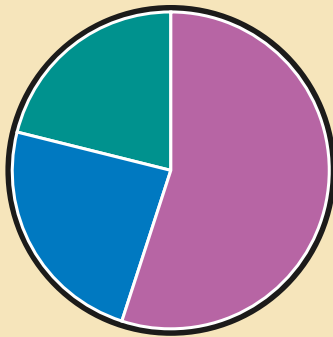
Accountability Report 2007-2008

FINANCIAL DATA

SOURCES OF FUNDING

State Funds	55%
Student Tuition	24%
Locally Generated Revenue	21%

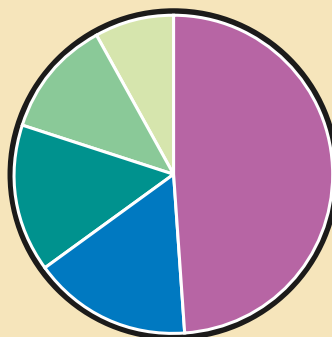
SF ST LGR



COLLEGE BUDGET

Operating Expenditures	49%
Capital Projects	16%
Grants & Contracts	15%
Student Aid	12%
Business Enterprises	8%

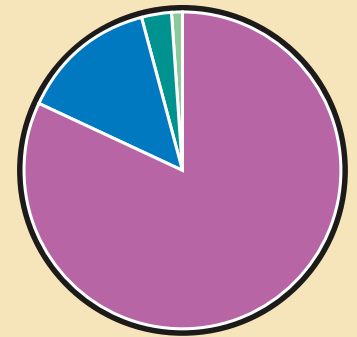
OE CP G&C SA BE



OPERATING EXPENDITURES BY CATEGORY

Salary & Benefits for Teaching and Support	82%
Goods & Services	14%
Equipment	3%
Travel	1%

S&B G&S E T



STUDENT DEMOGRAPHICS Credit Class Enrollment for Spring 2008

AGE & GENDER

The average age for students enrolled at SVC was 32. The majority of students were female with an average age of 33. In contrast, the average age for male students was 29.

Female	63%
Male	37%

ATTENDANCE

Part-Time	63%
Full-Time	37%

ETHNIC DIVERSITY

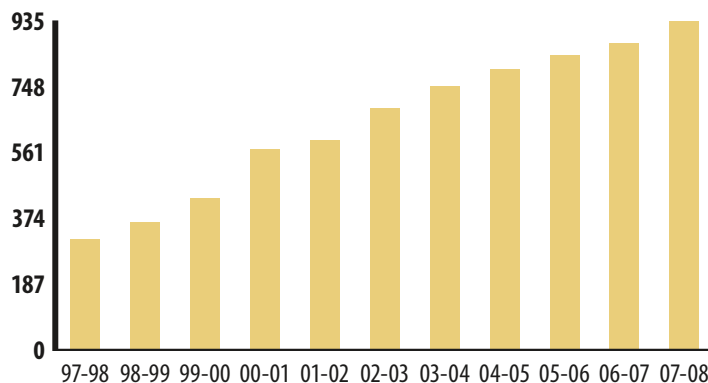
Ethnicity	Number	Percent
White	4,451	72%
Hispanic	998	16%
Asian/Pacific Islander	277	4%
International	191	3%
African American	110	2%
Other/Not Specified	92	2%
Native American/ Native Alaskan	79	1%
Total	6,198	100%

EDUCATIONAL PROGRAM ENROLLED

Program	Number	Percent
University/College		
Transfer	2,391	39%
Workforce Training	1,800	29%
Basic Skills	808	13%
Non-Degree	599	10%
Apprentice	332	5%
Home & Family	268	4%
Total	6,198	100%

eLEARNING

Annualized FTEs
{ All Funds }



2007-2008 SCHOLARSHIPS & FINANCIAL AID

The SVC Foundation awarded over \$240,000 in scholarships to SVC students; \$8 million in Financial Aid was distributed to 1,800 students.

2007-2008 DEGREES & CERTIFICATES AWARDED

The college awarded 551 degrees, 386 certificates, and 33 high school diplomas.