



eLearning

Supporting Excellence In Online Education

Student Quick Guide for Canvas

How to Login

1. Go To: <https://skagit.instructure.com>
Bookmark it so you can get to it easily
2. Login to Canvas using your MySVC email and password.
You need to be registered for classes and create a password before you will be able to login.

Skagit Valley College
Where Learning Comes to Life

e Learning

SVC Email Address: Password

Stay signed in
Forgot Password?
Don't know your password? (employee)

Log In

canvas
BY INSTRUCTURE

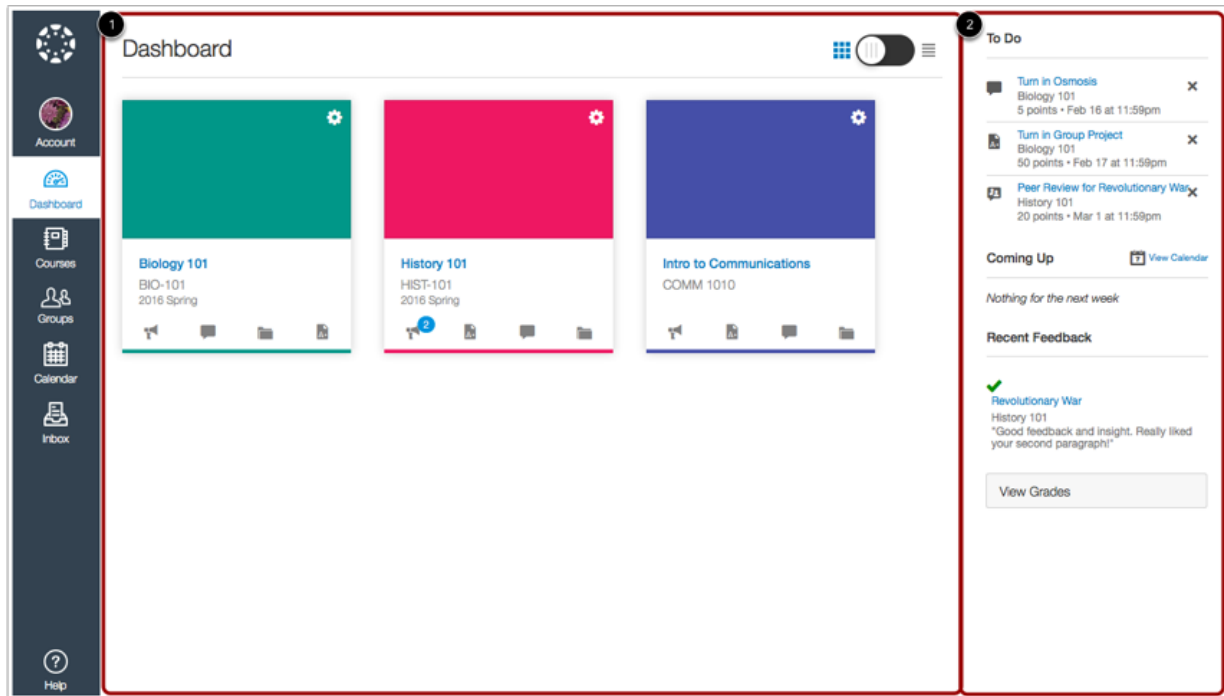
Please use the online lookup tool to find your classes: <https://secure.skagit.edu/lmslookup.asp>

1. [Student Orientation to Canvas](#)
2. [Canvas Support & Help](#)
3. [Canvas How-To Guides](#)
4. [eLearning at SVC](#)
5. [Change Password for Students](#)
6. [Change Password for Employees](#)
7. [MySVC](#)
8. [Library Resources](#)

View Your Courses

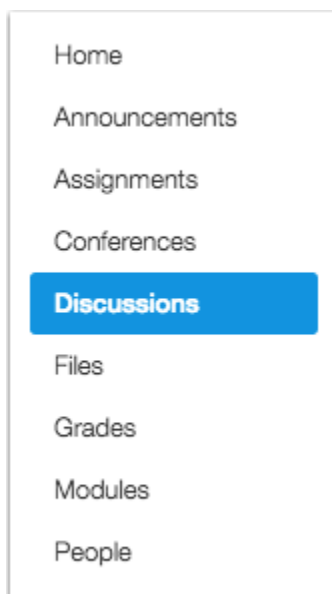
1. Once you login, click on Courses and a list of your courses will appear.
2. Click on the one you want to view.

If you don't see the course you are looking for visit SVC LMS Lookup at <https://secure.skaqit.edu/lmslookup.asp> to confirm which courses will be taught in Canvas.

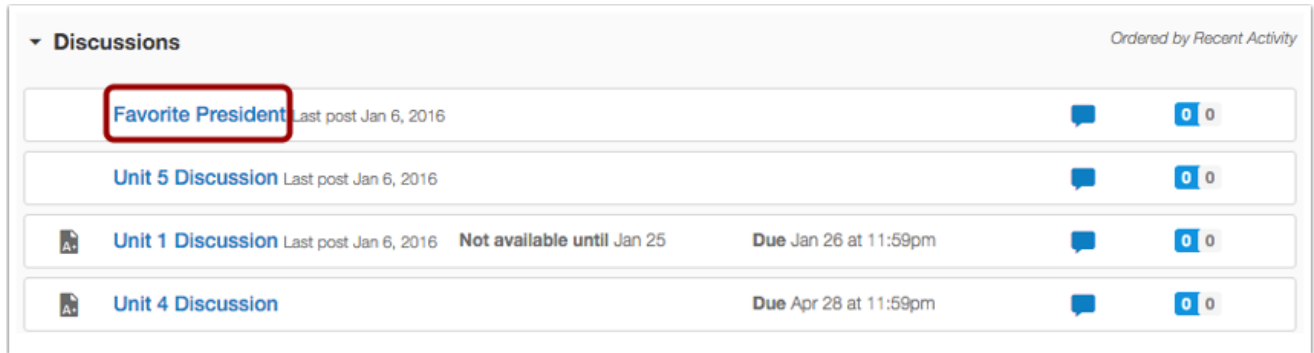


Post to a Discussion

1. On the left side of the screen click on Discussions

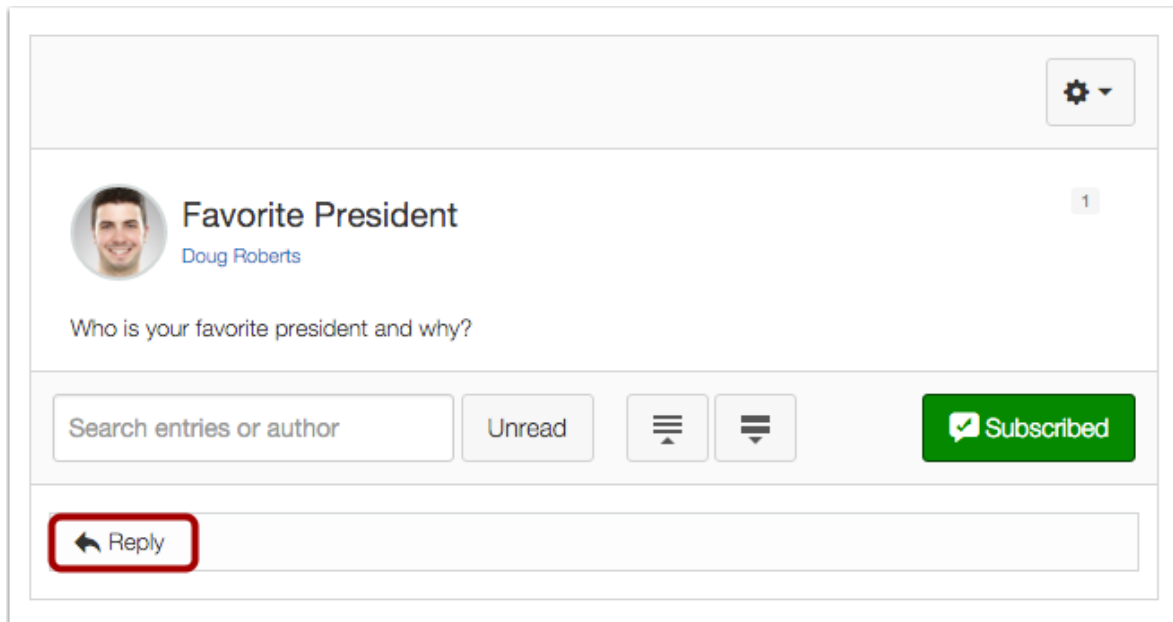


2. Select the discussion you want to read by clicking on the title



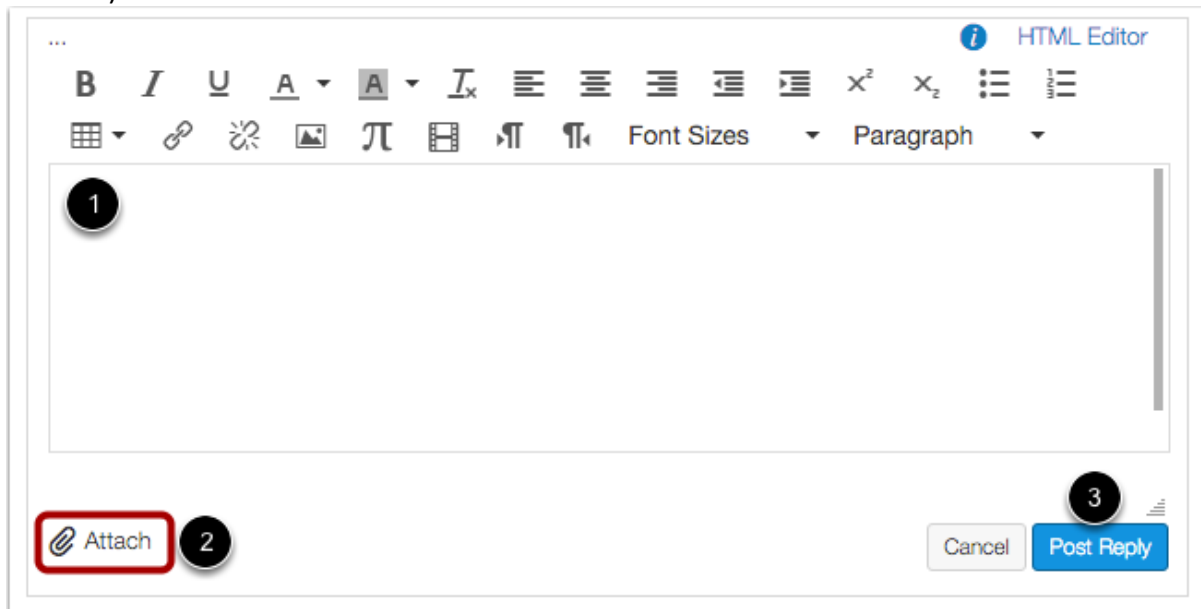
The screenshot shows a list of discussions under the heading "Discussions" (with a dropdown arrow) and "Ordered by Recent Activity". The first discussion, "Favorite President", is highlighted with a red box. It has a last post date of "Jan 6, 2016" and 0 replies. Below it is "Unit 5 Discussion" with a last post date of "Jan 6, 2016" and 0 replies. The third discussion is "Unit 1 Discussion" with a last post date of "Jan 6, 2016", a status of "Not available until Jan 25", and a due date of "Jan 26 at 11:59pm", with 0 replies. The fourth discussion is "Unit 4 Discussion" with a due date of "Apr 28 at 11:59pm" and 0 replies. Each discussion entry includes a blue speech bubble icon and a blue box with the number of replies.

3. Click on the text box to reply to the post



The screenshot shows a discussion post by "Favorite President" (Doug Roberts) with the question "Who is your favorite president and why?". The post has 1 reply. Below the question is a search box labeled "Search entries or author", an "Unread" button, and two menu icons. A green "Subscribed" button is on the right. At the bottom, a "Reply" button is highlighted with a red box.

4. Type your reply in the text box and click on reply (you can also attach files to your reply, by clicking on 'Attach').



The screenshot shows a rich text editor for replying to a post. The editor has a toolbar with various formatting options: bold (B), italic (I), underline (U), text color (A), background color (A), link (I), list (ul), ordered list (ol), link (x²), subscript (x₂), bulleted list (ul), and ordered list (ol). Below the toolbar is a large text box with a "1" in a circle in the top left corner. At the bottom left, an "Attach" button is highlighted with a red box and has a "2" in a circle next to it. At the bottom right, there are "Cancel" and "Post Reply" buttons, with a "3" in a circle next to the "Post Reply" button.

Locate Grades in your course

1. Select the title of your course

The image shows two side-by-side screenshots of a user interface. The left screenshot, labeled 'New UI', shows a 'Courses' page with a list of courses: 'Biology 101 2016 SPRING', 'History 101 2016 SPRING' (with a '2' callout), and 'Intro to Communications'. A 'Courses' button in the left sidebar has a '1' callout. The right screenshot, labeled 'Legacy UI', shows a 'My Courses' page with a 'Grades' button in the top right (with a '1' callout) and a list of courses: 'Biology 101 enrolled as: Student Summer 2015' and 'History 101 enrolled as: Student Summer 2015' (with a '2' callout).

2. On the left side of the screen click on Grades

A vertical dropdown menu with the following items: Home, Announcements, Assignments, Discussions, Modules, **Grades** (highlighted in blue), People, and Pages.

3. View Grades

All Grading Periods

8 Print grades

Total: 82.96% (2.7)

Show Saved "What-If" Scores

Show All Details

Grades for Emily Boone

For the course History 101

Arrange by Due Date 1

| 2 Name | 3 Due | 4 Score | 5 Out of | 6 |
|--------------------|-------------------------|---------|----------|---|
| Course Evaluation | Dec 28, 2015 by 11:59pm | 0 | 3 | 6 |
| Information Survey | Jan 14 by 11:59pm | 5 | 5 | |
| Introduce Yourself | Jan 18 by 11:59pm | 13 | 15 | |
| Unit 1 Assignment | Jan 20 by 11:59pm | 21 | 25 | |
| Unit 1 Discussion | Jan 27 by 11:59pm | | 15 | |
| Unit 1 Quiz | Jan 27 by 11:59pm | 7 | 10 | |
| Unit 2 Discussion | Feb 4 by 11:59pm | | 15 | |
| Unit 2 Assignment | Feb 27 by 11:59pm | 9 | 10 | |
| Unit 2 Quiz | Mar 9 by 11:59pm | - | 5 | |

Assignments are weighted by group:

| Group | Weight |
|--------------|------------|
| Assignments | 25% |
| Discussions | 20% |
| Quizzes | 50% |
| Total | 95% |

Calculate based only on graded assignments

Click any score and enter a new value to see how the change will affect your total.

Additional Help

- For additional support review the Canvas Student Guides at: <https://guides.instructure.com/m/4212>.
- Also review helpful videos at: <https://resources.instructure.com/courses/32/pages/canvas-student-tour-videos>
- Or contact Student Online Support:
 - Phone: (360) 416-7770
 - Email: sos@mysvc.skagit.edu
 - Live Secure Chat: <http://www.skagit.edu/soschat>