



SVC Board of Trustees Strategic Priority Performance Report: Enrollment (Access)

Presented June 9, 2026

Yadira Rosales, Interim Vice President for Student Services
Dr. Gabriel Mast, Vice President for Planning, Institutional Effectiveness, & Marketing



2026 PERFORMANCE REPORT: ENROLLMENT (Access)

SCHEDULE OF SVC STRATEGIC PRIORITY PERFORMANCE REPORTS

- February 2026: Student Success
- March 2026: Opportunity
- **May 2026: Institutional Capacity**
- **June 2026: Enrollment (Access)**

Strategic Priority: Enrollment (Access): Institutional Enrollment & 2024-2028 Strategic Plan Targets

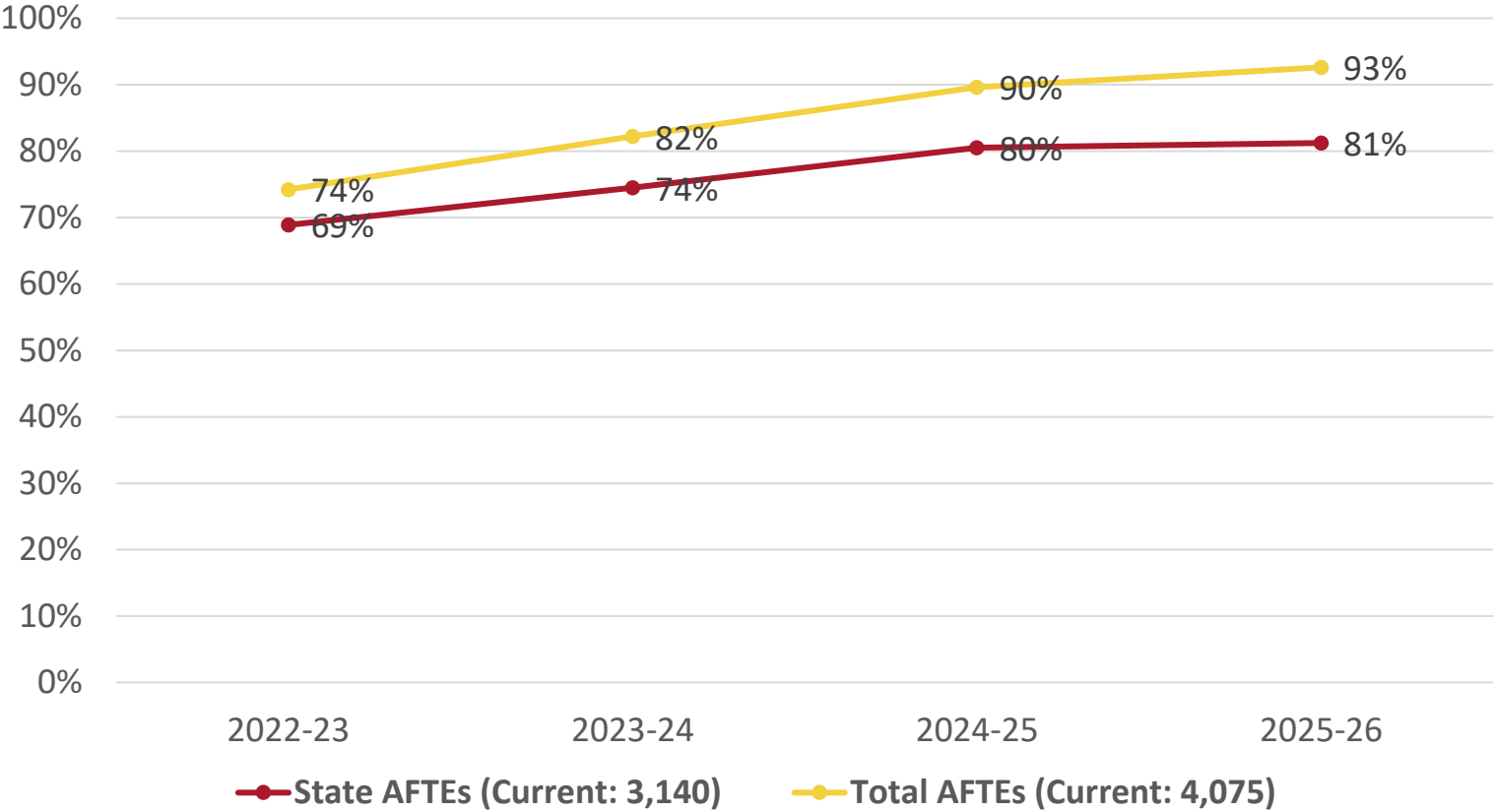
Outcome Statement #3a: Increase student enrollment (FTEs)	
KPI	Institutional Enrollment
Metric	<ul style="list-style-type: none"> • Overall FTEs (annualized Full Time Equivalent) • State FTEs (annualized Full Time Equivalent)
Target(s)	<ul style="list-style-type: none"> • Increase total FTES to 4,400 (baseline = 3,269) • Increase State FTEs to 3,866 (baseline = 2,544)

Progress Toward 2024-2028 Strategic Plan Targets: State and Total AFTEs

AFTE Targets

State AFTEs
3,866

Total AFTEs
4,400

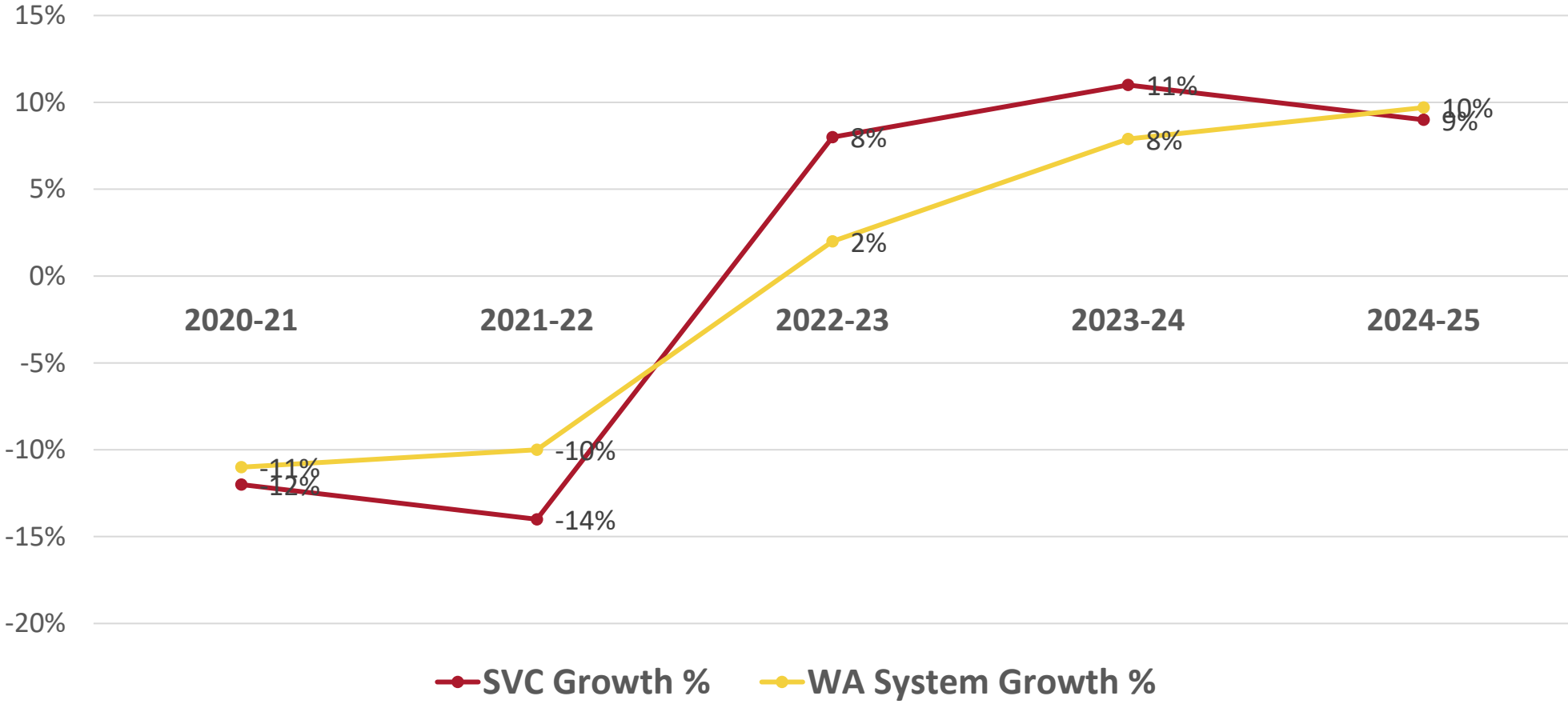


Source: SVC Institutional Research and SBCTC

AFTE Enrollment and Year-over-Year Growth

Academic Year	State AFTEs	State AFTEs Growth %	Total AFTEs	Total AFTEs Growth %
2020-21	2,838	-14 %	3,518	-12%
2021-22	2,407	-15%	3,027	-14%
2022-23	2,663	11%	3,266	8%
2023-24	2,880	8%	3,617	11%
2024-25	3,112	8%	3,944	9%
2025-26	3,140	1%	4,075	3%

Comparison of Total AFTE Enrollment Growth: SVC vs WA System (Percentage Change per Year)



Source: SVC Institutional Research and SBCTC

Strategic Priority: Enrollment (Access)

Tuition Revenue & 2024-2028 Strategic Plan Targets

Outcome Statement #3b: Increase tuition bearing student populations	
KPI	Tuition Revenue
Metric	Annualized FTEs for 1) State Tuition, 2) Running Start, 3) International, 4) Bachelor's
Target(s)	<ul style="list-style-type: none"> State Tuition: increase to 2,500 FTEs (baseline = 1,884) Running Start: increase to 700 FTEs (baseline = 539) Bachelor's: increase to 130 FTEs (baseline = 54) International: increase to 77 FTEs (baseline = 42)

Progress Toward Target by Tuition-Bearing Area: Tuition Revenue

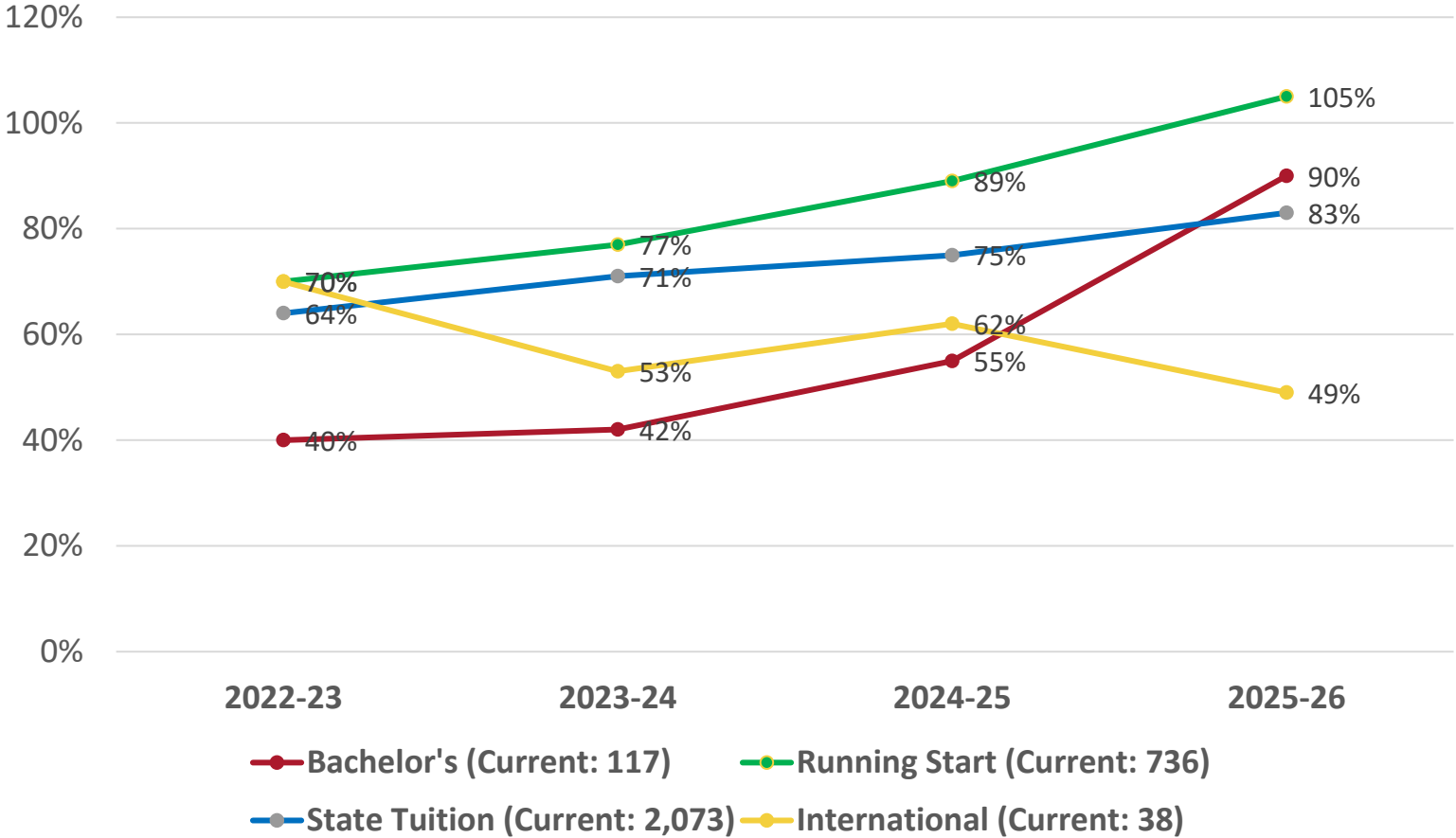
AFTE Targets

Running Start
700

Bachelor's
130

State Tuition
2,500

International
77



Source: SVC Institutional Research and SBCTC

KEY TAKEAWAYS: ENROLLMENT (Access)

- SVC's enrollment has increased 30% since 2021-2022 vs 21% for the system average.
- The increase in AFTEs has slowed in recent years to slightly below the system average.
- Total AFTEs are at 93% of 2024-2028 Strategic Plan target (4,400).
- State AFTEs are at 81% of 2024-2028 Strategic Plan target (3,866).
- Tuition bearing AFTEs are up 13% from last year
 - Running Start AFTEs are at 105% of the 2024-2028 Strategic Plan target (700).
 - Bachelor's AFTEs are at 90% of the 2024-2028 Strategic Plan target (130).
 - State Tuition AFTEs are at 83% of the 2024-2028 Strategic Plan target (2,500).
 - International AFTEs are at 49% of the 2024-2028 Strategic Plan target (77).